

April 2023

EMEA Market Structure Monthly

MICROSTRUCTURE OBSERVATIONS

- In April 2023, the average daily volume in EMEA equities decreased to €41.5B, 17% lower than previous month and 15.5% below April 2022's volume.
- The median quote size at the European Best Bid and Offer (EBBO) in April increased for STOXX 50 by 7% and increased for STOXX 600 by 3% during the intraday trading period (08:30 to 16:00 GMT) compared to the previous month.
- Median quoted spreads at the EBBO did not change for STOXX50 compared to the previous month, remaining at 3.3bps while STOXX 600 symbol spreads decreased 8% to 5bps during the intraday trading period.
- Volatility levels decreased significantly compared to the previous month; STOXX 50 volatility decreased 23% and STOXX 600 volatility decreased 22% during intraday trading.
- The market share distribution between venue types changed minimally compared to the previous month. Primary Auctions' market share increased 0.9%. Primary venues' market share decreased 0.3% and MTF lit market share decreased 0.7%. Dark venues' as well as Frequent Batch Auctions ("FBA") venues' market share increased 0.9% relative to the previous month.
- POSIT Dark market share increased 2% while Cboe Dark Turquoise Dark market share decreased 1% each, compared to previous month.
- In April, the closing auction volume increased as a percentage of the daily volume; STOXX50 closing auction volume was up 0.8% to 28.2% and STOXX600 was up 0.8% to 30.5%.

EMEA MARKET STRUCTURE NEWS

[The European Parliament Votes in Favor of New Crypto Licensing Regime](#)

The European Parliament passed its wide-ranging regulations on markets in crypto-assets (MiCA), marking a significant moment for the market according to exchanges active in the region. A Union framework for markets in crypto-assets should provide for the proportionate treatment of issuers of crypto-assets and crypto-asset service providers, thereby giving rise to equal opportunities in respect of market entry and ongoing and future development of markets in crypto-assets.

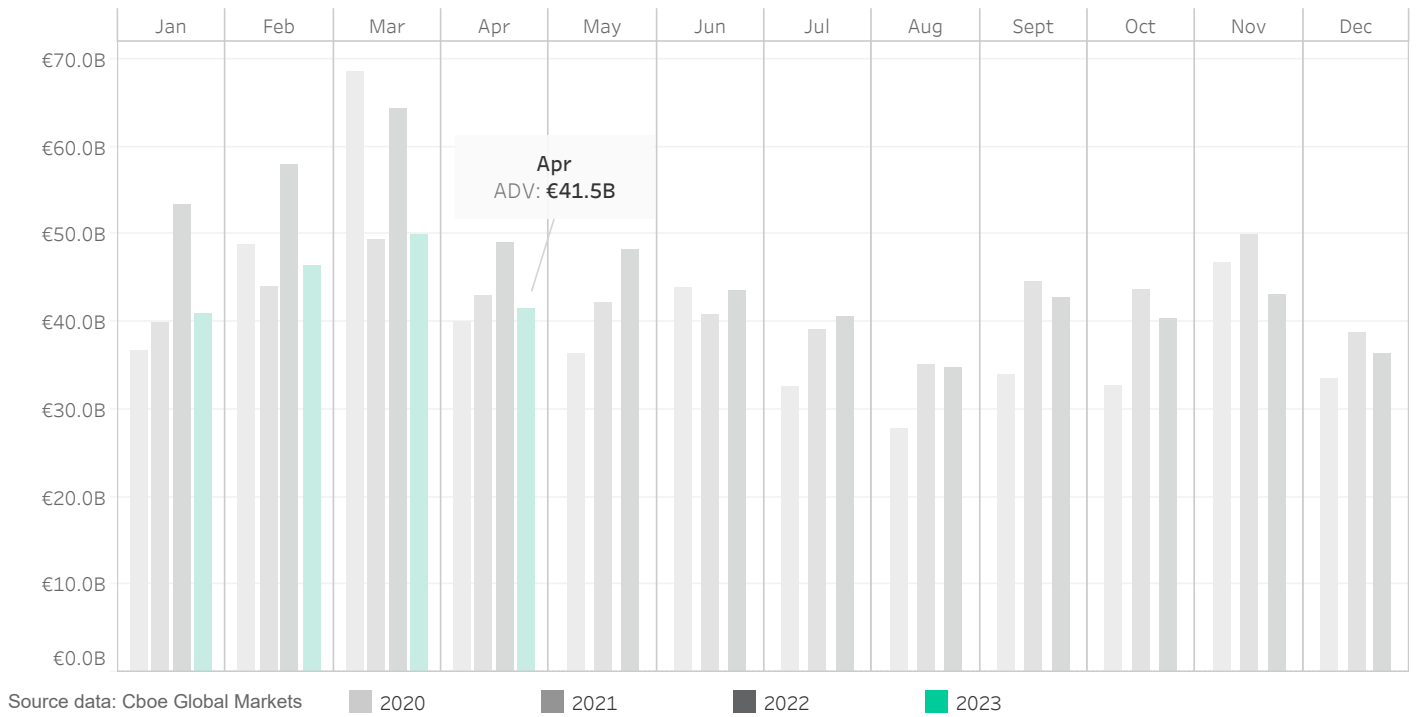
[Deutsche Boerse Announces Acquisitions Plans](#)

Deutsche Boerse Group announced the takeover of Simcorp for \$4.3B and Numis for £412M last month as part of its plans to create a new investment management solution segment.

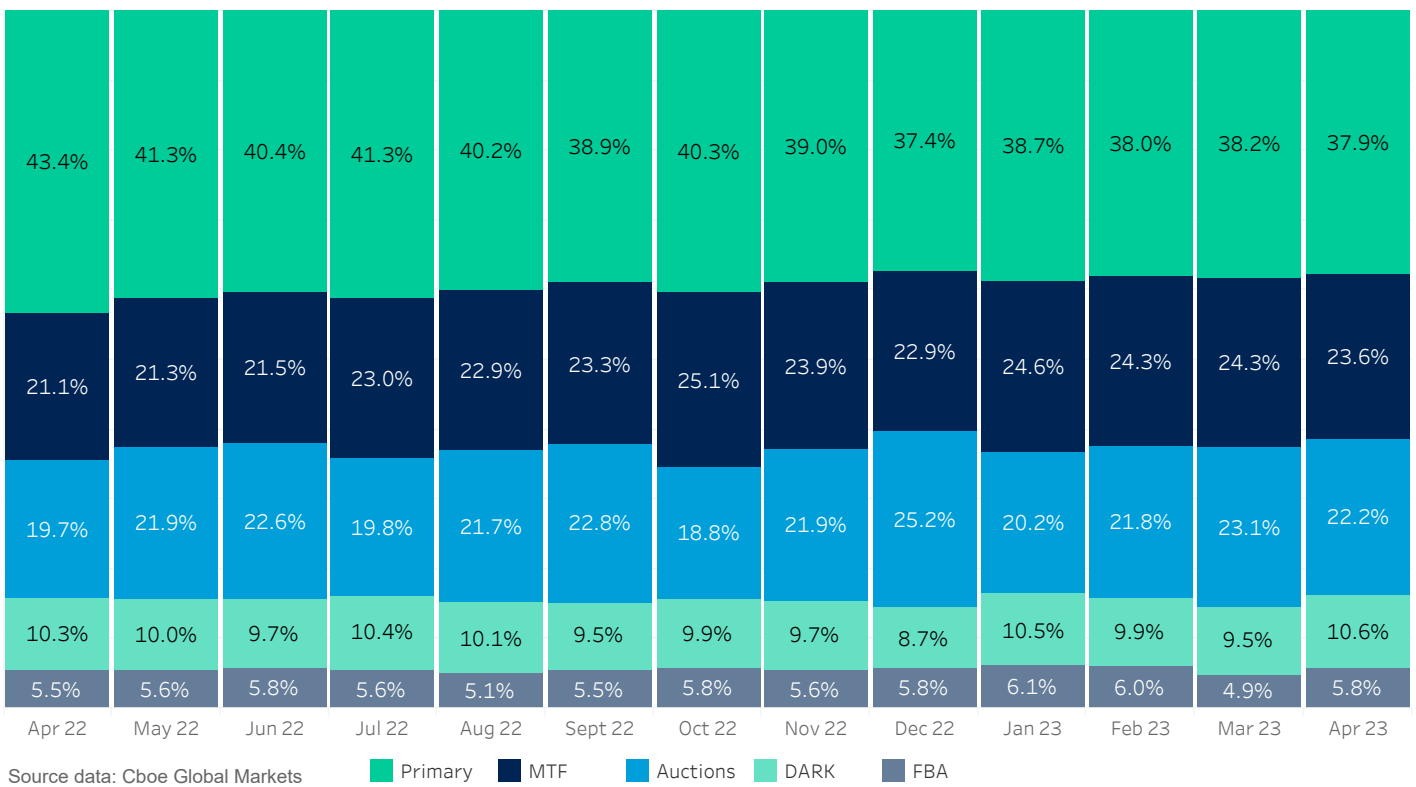
[European Securities and Markets Authority Calls for Vigilance as Financial Risks Increase](#)

The European Securities and Markets Authority's (ESMA) has warned national supervisors, financial institutions and market participants to remain vigilant in the face of mounting risks. ESMA has noted that asset prices were highly volatile over the past months with market liquidity fragile. Sharp movements in prices triggered sizeable margin calls and put some market participants under liquidity strains, notably non-financial corporations and non-bank financial institutions. High levels of uncertainty and imbalances in the supply and demand of liquidity are a drag on the financial system's resilience against further external shocks.

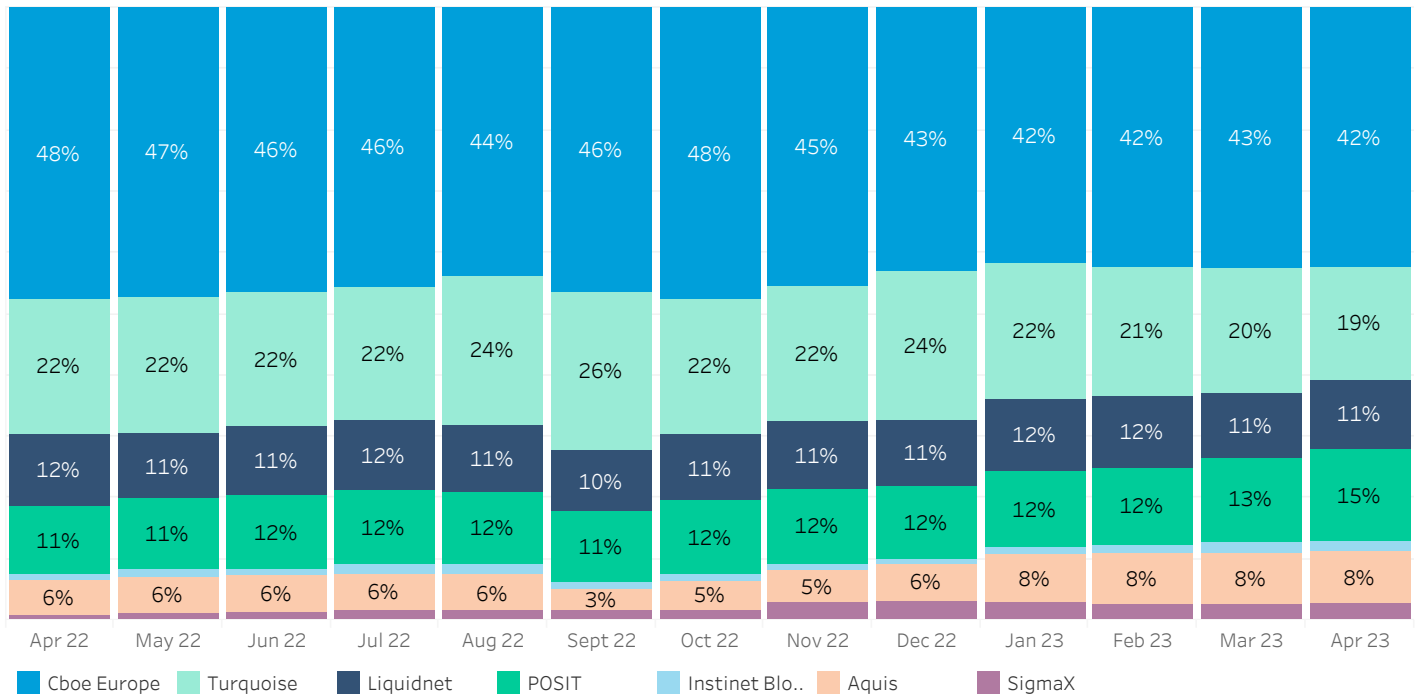
Average Daily Market Volume



Venue Type Market Share

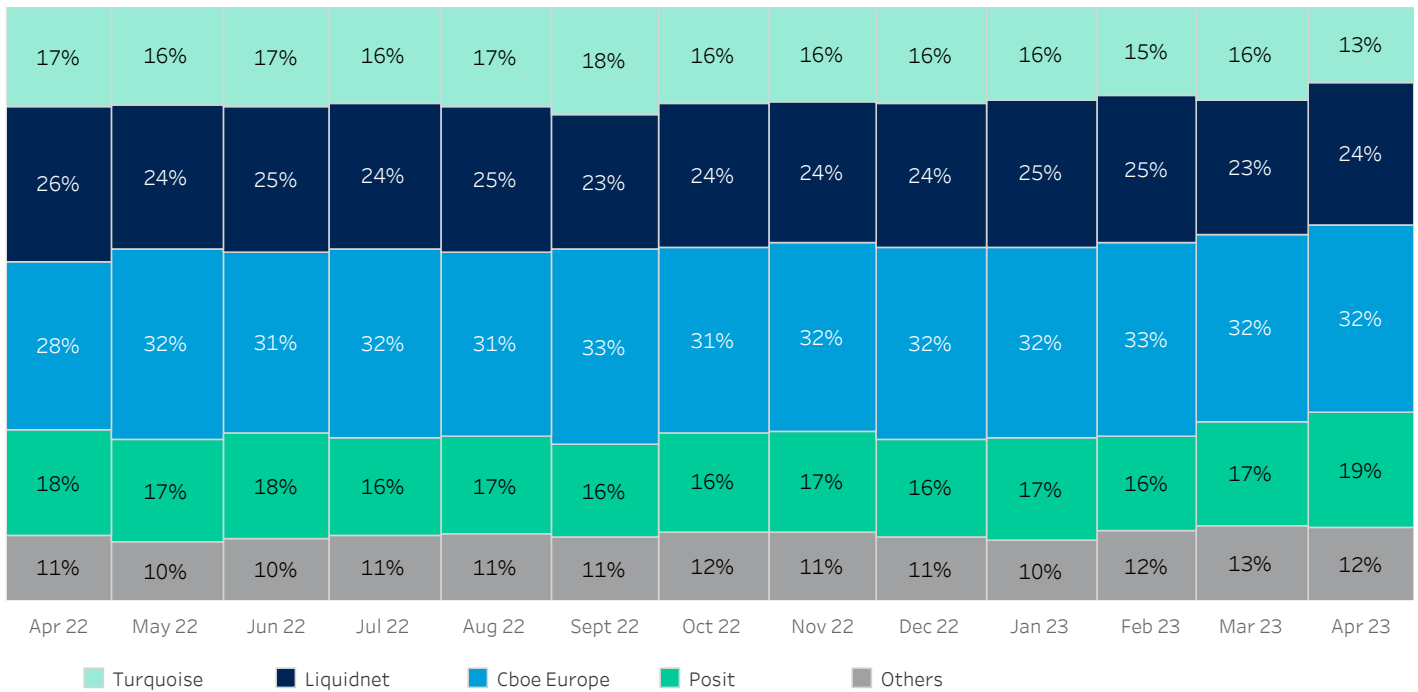


European Dark Market Share



Source data: Cboe Global Markets

European Block Market Share



Large In Scale values as per defined per symbol by ESMA; Source data: Virtu Financial

Quotesize in Notional USD

		2Q 22			3Q 22			4Q 22			1Q 23			2Q 23
		Apr 22	May 22	Jun 22	Jul 22	Aug 22	Sept 22	Oct 22	Nov 22	Dec 22	Jan 23	Feb 23	Mar 23	Apr 23
8:00 - 8:30	Stoxx50	18.5K	18.1K	21.0K	16.8K	19.2K	18.3K	18.0K	23.6K	25.9K	29.8K	32.1K	27.7K	32.0K
	Stoxx600	11.1K	10.7K	10.1K	9.6K	10.3K	11.1K	9.9K	10.8K	12.3K	13.7K	14.1K	14.5K	14.6K
8:30 - 16:00	Stoxx50	25.8K	26.4K	33.9K	26.0K	26.6K	25.8K	25.1K	34.3K	35.4K	40.6K	44.2K	38.5K	41.2K
	Stoxx600	14.0K	13.3K	12.9K	11.9K	12.2K	13.4K	11.5K	13.0K	14.9K	16.7K	17.4K	18.1K	18.7K
16:00 - 16:30	Stoxx50	33.3K	33.1K	39.8K	31.3K	31.4K	29.0K	28.8K	40.9K	42.2K	49.1K	47.8K	45.3K	49.3K
	Stoxx600	17.0K	16.0K	15.4K	14.6K	14.7K	15.0K	13.8K	16.6K	18.6K	20.2K	21.3K	22.4K	23.4K

Spread Bps

8:00 - 8:30	Stoxx50	4.9	4.9	5.3	5.8	4.9	5.2	5.2	4.7	4.7	4.7	4.5	5.0	5.3
	Stoxx600	8.9	9.2	9.4	10.3	9.1	9.4	9.8	9.0	8.7	8.3	7.7	8.4	8.3
8:30 - 16:00	Stoxx50	3.0	3.0	3.4	3.6	3.2	3.5	3.4	3.1	3.1	3.2	3.0	3.3	3.3
	Stoxx600	5.2	5.6	5.9	6.3	5.4	5.9	6.0	5.3	5.1	4.9	4.9	5.4	5.0
16:00 - 16:30	Stoxx50	2.5	2.6	2.8	3.0	2.7	2.9	2.8	2.6	2.8	2.8	2.6	2.9	3.2
	Stoxx600	4.4	4.7	4.8	5.1	4.5	4.8	4.9	4.3	4.4	4.1	4.2	4.6	4.5

One Minute Volatility Bps

8:00 - 8:30	Stoxx50	17.8	16.2	16.3	21.5	14.2	17.1	16.9	13.4	11.5	11.6	12.4	14.1	12.1
	Stoxx600	16.8	15.9	15.6	17.8	13.8	16.9	17.4	14.8	12.2	12.0	11.4	12.8	11.4
8:30 - 16:00	Stoxx50	7.3	7.3	7.6	10.2	6.6	8.7	8.1	5.9	5.0	5.4	5.5	6.9	5.3
	Stoxx600	6.5	6.8	6.8	7.7	5.9	7.4	7.6	6.0	5.0	4.9	4.9	6.0	4.7
16:00 - 16:30	Stoxx50	7.2	8.4	8.1	9.2	6.9	8.5	8.5	6.0	5.5	5.6	5.7	6.6	5.9
	Stoxx600	6.0	7.0	6.5	6.8	5.4	6.8	7.0	5.4	4.8	4.6	4.7	5.1	4.7

Percent ADV by Time of Day

Open	Stoxx50	1.0%	0.9%	0.9%	0.7%	0.7%	0.7%	0.7%	0.7%	0.9%	1.1%	1.0%	1.0%	1.1%
	Stoxx600	0.5%	0.5%	0.5%	0.4%	0.4%	0.4%	0.3%	0.4%	0.4%	0.6%	0.6%	0.6%	0.6%
8:00 - 8:30	Stoxx50	6.4%	5.8%	11.8%	17.0%	10.9%	11.5%	11.6%	10.1%	7.1%	6.4%	5.9%	4.8%	2.6%
	Stoxx600	6.0%	5.7%	6.1%	7.0%	7.2%	7.9%	7.8%	7.4%	6.5%	8.8%	8.3%	6.4%	6.8%
16:00 - 16:30	Stoxx50	14.8%	15.3%	16.2%	16.1%	12.3%	11.0%	12.2%	10.2%	6.9%	5.5%	3.3%	4.2%	2.9%
	Stoxx600	10.6%	11.9%	12.1%	12.7%	13.7%	12.9%	12.2%	11.8%	11.0%	13.1%	13.3%	13.4%	13.3%
Close	Stoxx50	23.7%	23.8%	25.4%	24.3%	22.4%	20.4%	18.1%	19.4%	23.5%	23.1%	25.7%	27.4%	28.2%
	Stoxx600	26.1%	24.3%	26.3%	23.2%	21.3%	20.5%	18.3%	18.6%	21.5%	25.8%	26.8%	29.7%	30.5%

Median used for all metrics

One minute volatility is calculated using the difference between the high and low price within a one minute time bin, divided by that bin's VWAP

Source data: Virtu Financial

ABOUT VIRTU

Virtu is a leading financial services firm that leverages cutting-edge technology to provide execution services and data, analytics and connectivity products to its clients and deliver liquidity to the global markets. Leveraging its global market making expertise and infrastructure, Virtu provides a robust product suite including offerings in execution, liquidity sourcing, analytics and broker-neutral, multi-dealer platforms in workflow technology. Virtu's product offerings allow clients to trade on hundreds of venues across 50+ countries and in multiple asset classes, including global equities, ETFs, foreign exchange, futures, fixed income and myriad other commodities. In addition, Virtu's integrated, multi-asset analytics platform provides a range of pre and post-trade services, data products and compliance tools that clients rely upon to invest, trade and manage risk across global markets.

To learn more, contact your sales representative or call our desk at:

APAC+852.2846.3553 | **CAN**+1.416.874.0800 | **EMEA**+44.20.7670.4066 | **US**+1.212.444.6250
info@virtu.com | www.virtu.com

© 2023 Virtu Financial, Inc. All rights reserved. Not to be reproduced or retransmitted without permission. These materials are for informational purposes and are not intended to be used to make trading or investment decisions, they are not intended as an offer to sell or the solicitation of an offer to buy any security or financial product, and are not intended as advice (investment, tax or legal). The information contained herein includes Virtu proprietary information and/or has been taken from sources we believe to be reliable, but we do not represent or warrant that such information is accurate or complete and it should not be relied upon as such. Securities products and services are offered by the following subsidiaries of Virtu Financial, Inc. In the U.S., Virtu Americas LLC, member FINRA and SIPC; in Canada, Virtu ITG Canada Corp., member Canadian Investor Protection Fund and Investment Industry Regulatory Organization of Canada; in Europe, Virtu ITG Europe Limited, registered in Ireland No. 283940 ("VIEL") (VIEL is authorized and regulated by the Central Bank of Ireland), and Virtu Financial Ireland Limited, registered in Ireland No. 471719 ("VFIL") (VFIL is authorized and regulated by the Central Bank of Ireland). The registered office of VIEL and VFIL is Whitaker Court, Whitaker Square, Sir John Rogerson's Quay, Dublin 2, Ireland; in Asia, Virtu ITG Hong Kong Limited (SFC License No. AHD810), Virtu ITG Singapore Pte Limited (CMS License No. 100138-1), and Virtu ITG Australia Limited (AFS License No. 219582).